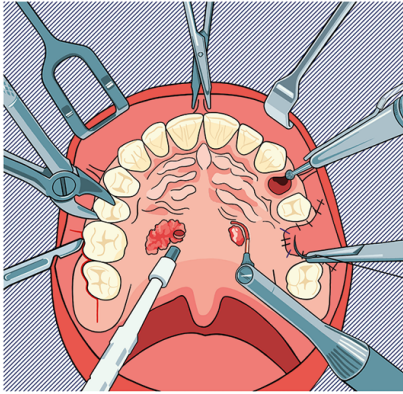


Andreas Filippi | Fabio Saccardin | Sebastian Kühl (Hrsg.)


DAS KLEINE 1 x 1 DER ORALCHIRURGIE



 QUINTESSENCE PUBLISHING


Edición: 1st Edition 2021
páginas: 248
Imágenes: 543
Portada: Hardcover, 21 x 28 cm; inkl. 44 Videos
ISBN: 978-3-86867-535-1
Publicado: octubre 2020
en:

Quintessence Publishing Company, Inc.

 411 North Raddant Road
Batavia
Illinois IL 60510
Estados Unidos de América

 +1 (0)630 / 736-3600

 +1 (0)630 / 736-3633

 contact@quintbook.com

 <https://www.quintessence-publishing.com/usa/en>

Información sobre el libro

Editor: Filippi, Andreas / Saccardin, Fabio / Kühl, Sebastian

Título: Das kleine 1 x 1 der Oralchirurgie

Texto breve:

Practical oral surgery skills – including tooth removal, plastic surgery, surgical tooth removal, tooth-preserving surgery, soft tissue surgery, and implant surgery – are often neglected in dental school education or are only taught postgradually. However, it is precisely these skills that are necessary for every dentist to be able to perform the many basic procedures in general dental practice without blood pressure being raised and a sweat breaking out. This book deals exclusively with the basic oral surgical procedures that are necessary on a daily basis in the dental office. The clinical chapters are all identically divided into indications, contraindications, specific risks, local anesthesia, step-by-step clinical procedure, wound care and closure, and postoperative controls. The text is supplemented by only a few relevant literature references. The strength of this book lies in the series of images as well as the videos embedded with links, which can be viewed via QR codes using a smartphone or tablet. This combination of images and videos is intended to give students, early career professionals, and practitioners more confidence before, during, and after oral surgical interventions.

Contents

Chapter 01. Anamnesis
Chapter 02. Hygiene, instruments, and suture materials
Chapter 03. Suturing techniques in oral surgery
Chapter 04. Incision guides and flap techniques
Chapter 05. Preoperative clarification
Chapter 06. Preoperative radiographic diagnostics
Chapter 07. Tooth removal techniques
Chapter 08. Explantation
Chapter 09. Surgical tooth removal
Chapter 10. Surgical removal and coronectomy of wisdom teeth
Chapter 11. Closure of opened maxillary sinuses
Chapter 12. Frena excisions
Chapter 13. Excisional and incisional biopsies of the soft tissue
Chapter 14. Pre- and posttreatment with medication
Chapter 15. Behavior after oral surgery
Chapter 16. Oral hygiene after oral surgical procedures
Chapter 17. Complications after oral surgery and their management
Chapter 18. Evidence-based aspects of oral surgery

With contributions by:

Stephan Acham • Zeynab Ahmed • Korbinian Benz • Constantin Berli • Michael M. Bornstein • Dorothea Dagassan-Berndt • Cornelia Filippi • Irène Hitz Lindenmüller • Jochen Jackowski • Norbert Jakse • Marc Joos • Petra Rugani • Bernd Stadlinger • Frank Peter Strietzel • Silvio Valdec • Hendrik Zeiß • Andrea Zürcher

Categorías: Cirugía oral, Odontología en general, Literatura para los estudios