


THE BICON SHORT IMPLANT

A THIRTY-YEAR PERSPECTIVE




Edited by Vincent J. Morgan, DMD


 QUINTESSENCE PUBLISHING

Edition: 2nd Edition 2018
pages: 336
Images: 1800
Cover: Hardcover, 22,3 x 28,6 cm
ISBN: 978-0-86715-781-9
Published: November 2018

Quintessence Publishing Company, Inc.

 411 North Raddant Road
IL 60510 Batavia
United States of America

 +1 (0)630 / 736-3600

 +1 (0)630 / 736-3633

 contact@quintbook.com

 <https://www.quintessence-publishing.com/usa/en>

Book information

Authors: Vincent J. Morgan
Title: The Bicon Short Implant
Subtitle: A Thirty-Year Perspective

Short text:

This book is a succinct and accessible compilation of over 30 years of knowledge concerning the Bicon system. It offers not only a history of dental implants and the science of osseointegration but also a vast collection of clinical examples that demonstrate Bicon's capabilities. These implants provide versatile, reliable treatment for a wide variety of clinical situations; they can successfully be placed in atrophic jaws, in sites that would require extensive bone grafting with longer implants, in tissue that has been compromised by medical conditions, and even in adolescent jaws that are still developing. With its proven track record of success, the Bicon system provides treatment opportunities for the benefit of clinicians, technicians, and patients by offering simple, predictable, and effective techniques. With everything from historical and theoretical origins to detailed step-by-step surgical and restorative guides, this book is a must-read for anyone interested in implantology.

Contents:

Chapter 01. The History of Dental Implants
Chapter 02. Overview of the Bicon System
Chapter 03. Characteristics of Implant-Abutment Prosthetic Systems: A Paradigm Shift
Chapter 04. Biologic Response to Dental Implants
Chapter 05. Engineering Aspects of Bicon Implants
Chapter 06. The Influence of the Implant-Abutment Interface on Peri-implant Health
Chapter 07. The Survival of Short Implants
Chapter 08. Treatment Planning and Basic Procedures
Chapter 09. Anterior Implant Placement
Chapter 10. Implant Placement in Adolescents
Chapter 11. Restorative Techniques
Chapter 12. Sinus Lift Techniques
Chapter 13. Ridge Splitting and the Split-Thickness Flap
Chapter 14. Atrophic Maxillary Ridges
Chapter 15. Atrophic Mandibular Ridges
Chapter 16. Factors Affecting Bone Levels and Restorations of Short Implants
Chapter 17. Implant Placement in Compromised Tissue
Chapter 18. Bone Voids
Chapter 19. Bone Regeneration: Materials and Techniques
Chapter 20. Conclusion

Categories: Implantology