

Int Poster J Dent Oral Med 2003, Vol 5 No 04, Poster 197

Caries prevalence in Filipino children without access to conventional dental care

Language: English

Authors:

Prof. Dr. Roswitha Heinrich-Weltzien
Friedrich-Schiller-Universität Jena, Poliklinik für Präventive Zahnheilkunde
Dr. Bella Monse-Schneider
Committee of German Doctors, Frankfurt/Main
Prof. Dr. Annerose Borutta
Friedrich-Schiller-Universität Jena, Poliklinik für Präventive Zahnheilkunde

Date/Event/Venue:

13.-14.09.2002
7th Annual Conference of the European Association of Dental Public Health
Athens, Greece

Introduction

The Philippines are a conglomerate of islands consisting of 7000 islands and 75 million inhabitants with 38% of the population being under 15 years of age. The limited public resources are mostly spent on urgent medical and social problems rather than on oral health. As caries and periodontal diseases are not regarded as life-threatening, awareness toward oral health is very low. The main problem is that there is no functioning public oral health service.

Objectives

Determination of the caries prevalence in 7- and 10-year-old Filipino children without any access to preventive and dental care in deprived communities of rural areas in Northern Mindanao. These children served as control group to children who were included in a caries preventive programme.

Material and Methods

Clinical Investigation

- 7-year-old (n = 349) and 10-year-old (n = 359) children visiting primary schools (n = 9) in deprived communities of rural areas of Misamis Oriental in Northern Mindanao were selected.
- Caries prevalence in the primary and permanent dentition (dmft/DMFT) was recorded by two calibrated dentists using WHO criteria (1997).

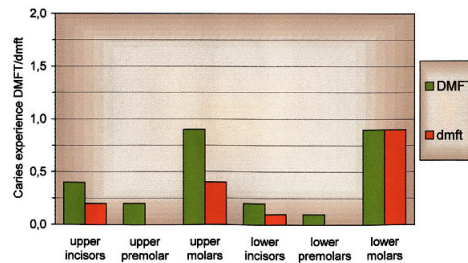
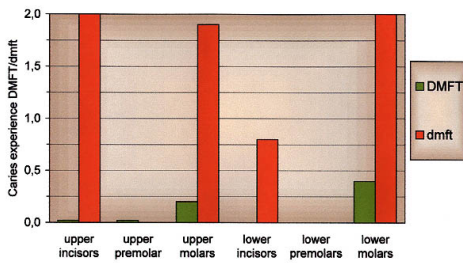


Results

- 7.5% of the 7-year-olds and 16.9% of the 10-year-old Filipino children were caries-free.
- The caries prevalence and the pattern of the caries distribution identified the Filipino children as a high caries risk population.

Caries experience in Filipino children

Caries experience	DMFT	dmft
7-year-olds	0.7 ± 1.1	7.3 ± 4.9
10-year-olds	1.9 ± 2.8	2.4 ± 2.7



Tooth related caries experience in the mixed dentition of 7-year-old Filipino children Tooth related caries experience in the mixed dentition of 10-year-old Filipino children

- Caries experience was exclusively concentrated on the D/d components in both age groups.



- In 7-yr-olds the caries burden was localised on the first molars (0.6 DMFT).



- In 10-yr-olds the main caries burden was concentrated to the first molars and more than one third of the caries attack was found on the upper and lower incisors and premolars.



Conclusion

- The high caries attack in the deciduous dentition might encourage the rampant carious process in the permanent dentition.
- According to the limited financial and personal resources restorative treatment (ART) has to be limited to permanent teeth.
- Extraction of the carious deciduous teeth should be the treatment of first choice. Invasive measures set up the prerequisite for the effective use of primary preventive measures.
- There is a strong need for developing evidence based guidelines for oral health promotion in deprived communities.

Dieses Poster wurde übermittelt von Prof. Dr. Roswitha Heinrich-Weltzien.

Korrespondenz-Adresse:

Prof. Dr. Roswitha Heinrich-Weltzien
Friedrich-Schiller-Universität Jena
Zentrum für Zahn- Mund- und Kieferheilkunde
Poliklinik für Präventive Zahnheilkunde
An der Alten Post 4
07743 Jena
Germany

P2 Caries prevalence in Filipino children without access to dental care

R HEINRICH-WELTZIEN¹, B MONSE-SCHNEIDER², B BORUTTA¹

¹Dept. of Preventive Dentistry, University of Jena, ²Committee of German Doctors, Frankfurt am Main

INTRODUCTION

The Philippines are a conglomerate of islands consisting of 7000 islands and 75 million inhabitants with 38% of the population being under 16 years of age. The limited public resources are mostly spent on urgent medical and social problems rather than on oral health. As caries and periodontal diseases are not regarded as life-threatening, awareness toward oral health is very low. The main problem is that there is no functional public oral health service.

AIM

Determination of the caries prevalence in 7- and 10-year-old Filipino children without any access to preventive and dental care in deprived communities of rural areas in Northern Mindanao. These children served as control group to children who were included in a caries preventive programme (Monse-Schneider *et al.* - P18)

MATERIALS AND METHODS

Clinical Investigation

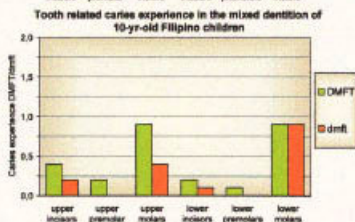
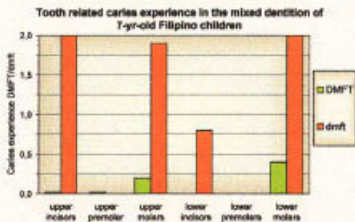
- 7-year-old (n = 349) and 10-year-old (n = 359) children visiting primary schools (n = 9) in deprived communities of rural areas of Misamis Oriental in Northern Mindanao were selected.
- Caries prevalence in the primary and permanent dentition (dmf/DMFT) was recorded by two calibrated dentists using WHO criteria (1997).



RESULTS

- 7.5% of the 7-year-olds and 16.9% of the 10-year-old Filipino children were caries-free.
- The caries prevalence and the pattern of the caries distribution identified the Filipino children as a high caries risk population

Caries experience in Filipino children		
Caries experience	DMFT	dmtf
7-yr-olds	0.7 ± 1.1	7.3 ± 4.9
10-yr-olds	1.9 ± 2.8	2.4 ± 2.7



- Caries experience was exclusively concentrated on the D/d components in both age groups



- In 7-yr-olds the caries burden was localised on the first molars (0.6 DMFT)



- In 10-yr-olds the main caries burden was concentrated to the first molars and more than one third of the caries attack was found on the upper and lower incisors and premolars



CONCLUSION

- The high caries attack in the deciduous dentition might encourage the rampant carious process in the permanent dentition.
- According to the limited financial and personal resources restorative treatment (ART) has to be limited to permanent teeth.
- Extraction of the carious deciduous teeth should be the treatment of first choice. Invasive measures set up the prerequisite for the effective use of primary preventive measures.
- There is a strong need for developing evidence based guidelines for oral health promotion in deprived communities.