






Auflage: 1. Auflage 2021  
Seiten:: 128  
Abbildungen: 315  
Einband: Hardcover, 21,9 x 24,9 cm  
ISBN: 978-0-86715-946-2  
Artikelnr.: 7686  
Erschienen: November 2020

Preis £62.00  
Änderungen vorbehalten!

#### Quintessence Publishing Company, Ltd.

 Grafton Road  
KT3 3AB New Malden, Surrey  
Vereinigtes Königreich von Großbritannien und  
Nordirland  
 +44 (0)20 8949 6087  
 +44 (0)20 8336 1484  
 [info@quintpub.co.uk](mailto:info@quintpub.co.uk)  
 <https://www.quintessence-publishing.com/gbr/en>

## Buch-Information

**Autoren:** Louis Hardan

**Titel:** Protocols for Mobile Dental Photography with Auxiliary Lighting

**Kurztext:**

Billions of photographs are taken worldwide each day, and most of them are captured with a smartphone. In the context of clinical dentistry, many clinicians use their smartphone to take clinical photographs for communication or documentation simply because they cannot operate or afford a professional camera. Author Louis Hardan understands too well how a poorly taken photograph can compromise the quality of dentistry delivered to the patient, which is why he launched the Mobile Dental Photography (MDP) project in 2012. He wanted to find a way to make documentation and communication easy and affordable to all dentists and laboratory technicians, including students. In this book he outlines how to use the smartphone camera with auxiliary lighting and accessories to take photographs for treatment planning, documentation and self-evaluation, communication with the patient and laboratory technician, tracking the evolution of treatment, as well as for publishing, lecturing, and insurance and medicolegal purposes. He also shows how to take artistic photographs to wow your followers on social media and effectively market your practice online. You really can get similar-quality images with a smartphone camera as with a DSLR camera; you just need to know how to use it. This book is the key.

**Contents**

Chapter 01. Introduction  
Chapter 02. Why Document?  
Chapter 03. Advantages of Mobile Dental Photography  
Chapter 04. Specifications of a Smartphone Camera  
Chapter 05. Accessories Needed for MDP  
Chapter 06. Types of Light  
Chapter 07. Smile Lite MDP  
Chapter 08. Important Rules for MDP  
Chapter 09. How to Take Intraoral Photographs with MDP  
Chapter 10. How to Take Extraoral Photographs with MDP  
Chapter 11. Mobile Dental Video  
Chapter 12. Applications of MDP

**Fachgebiet(e):** Röntgenologie und Fotografie, Zahnheilkunde allgemein, Literatur fürs Studium