






Auflage: 1st Edition 2016
Seiten:: 144
Abbildungen: 493
Einband: Hardcover, 21 x 28 cm
ISBN: 978-1-85097-291-4
Artikelnr.: 7434
Erschienen: März 2016

Preis £10.00
Änderungen vorbehalten!

Quintessence Publishing Company, Ltd.

 Grafton Road
KT3 3AB New Malden, Surrey
Vereinigtes Königreich von Großbritannien und
Nordirland
 +44 (0)20 8949 6087
 +44 (0)20 8336 1484
 info@quintpub.co.uk
 <https://www.quintessence-publishing.com/gbr/en>

Buch-Information

Hrsg.: Patel, Shanon / Harvey, Simon / Shemesh, Hagay / Durack, Conor

Titel: Cone Beam Computed Tomography in Endodontics

Kurztext:

Conventional radiography has well-documented limitations when it comes to endodontic diagnosis and treatment planning, and CBCT overcomes many of these limitations. However, its use is often underemphasized and misunderstood by clinicians familiar with the concepts of conventional radiography. This book provides an essential overview of CBCT, from the physics of radiation to the mechanics of the machine to the interpretation of images, thereby offering clinicians and students a sound foundation for using this modality. It also provides a comprehensive discussion of the many applications of CBCT in clinical endodontics, including assessment of anatomy, diagnosis of apical periodontitis, retreatment, trauma, resorption, and vertical fracture. Throughout, the authors emphasize proper case selection and include many references to provide an evidence-based approach and framework for the use of CBCT in endodontics.

Contents

Chapter 01. The Limitations of Conventional Radiography and Adjunct Imaging Techniques
Chapter 02. Radiation Physics
Chapter 03. Cone Beam Computed Tomography
Chapter 04. Using CBCT: Dose, Risks and Artefacts
Chapter 05. Dentoalveolar Anatomy
Chapter 06. Assessment of Root Canal Anatomy
Chapter 07. Apical Periodontitis
Chapter 08. Non-surgical and Surgical Re-treatment
Chapter 09. Traumatic Dental Injuries
Chapter 10. Root Resorption
Chapter 11. Vertical Root Fractures

Fachgebiet(e): Endodontie, Literatur fürs Studium