



Edition: 2nd completely revised and expanded Edition 2023

pages: 1120

Images: 3200

Cover: 2 Bände im Hardcover mit Schuber; 23,5 x 30,5 cm

ISBN: 978-3-86867-608-2


Stock No.: 23090


Published: September 2023


Price 348,00 €


Subject to changes!


Quintessenz Verlags-GmbH

 Ifenpfad 2-4
12107 Berlin
Germany

 +49 (0) 30 / 76180-5

 +49 (0) 30 / 76180-680

 info@quintessenz.de

 <https://www.quintessence-publishing.com/deu/de>

Book information

Authors: Stefan Wolfart

Title: Implantatprothetik

Subtitle: Implant Prosthodontics: A patient-oriented concept: Planning | Treatment procedures | Evaluation | Esthetics | Function | Digital technologies | Dental technology

Short text:

This comprehensive, systematic handbook for implant prosthetic restorations has been completely revised in its second edition and is supplemented with digital workflows, all-ceramic materials, concepts for the esthetic zone, and clear handling recommendations for patients undergoing anti-resorptive therapy. Immediate restoration of the edentulous jaw, effective treatment strategies for peri-implantitis therapy, and long-term data regarding success rates are also discussed. With more than 3,000 illustrations and a large number of decision trees, the book presents a conclusive, evidence-based concept for prosthetically guided implantation and individual treatment – systematically structured from initial planning to postoperative rehabilitation – with a focus on the optimal prosthetic treatment for the individual patient. The decisive interfaces between implantology and prosthetics, and prosthetics and dental technology, as well as between the patient and dental team are explained in detail. Anyone who wants to work in a patient-oriented way in implantology and implant prosthetics should read this book!

Contents

Part A. Basics

- Chapter 01. Introduction
- Chapter 02. Patient profile
- Chapter 03. Esthetic profile
- Chapter 04. Denture profile
- Chapter 05. Implant abutment profile
- Chapter 06. Biomaterial profile
- Chapter 07. Timing of implant placement and loading protocols in implant dentistry
- Chapter 08. Emergence profile

Part B. Treatment concept and planning

- Chapter 09. Treatment concept
- Chapter 10. Individualized best form of treatment using decision trees

Part C. Clinical procedures

- Chapter 11. Radiographic analysis and drilling templates
- Chapter 12. Surgical procedures
- Chapter 13. Temporary restorations
- Chapter 14. Impression techniques
- Chapter 15. Jaw relation determination
- Chapter 16. General principles of crown and bridge restorations
- Chapter 17. Challenge: Restorations in the highly esthetic zone
- Chapter 18. Challenge: Fixed immediate loading of the edentulous jaw
- Chapter 19. Removable restorations
- Chapter 20. Occlusal concepts
- Chapter 21. Digital applications in implant prosthetics
- Chapter 22. Aftercare
- Chapter 23. Prosthetic complications
- Chapter 24. Implants and superstructures in bad times: mucositis and peri-implantitis

Part D. Restoration concepts

- Chapter 25. Single tooth gap within the esthetic zone
- Chapter 26. Interdental gap or free-end situation

Chapter 27. Severely reduced residual dentition

Chapter 28. Edentulous jaws

Part E. Dental workflows

Chapter 29. Fixed restorations on implants

Chapter 30. Fixed restorations on jaw-spanning implants

Chapter 31. Removable restorations on implants

Appendix

- Materials and appliances [tools? devices? implements?]

- References

- Index

Categories: [Implantology, Prosthodontics](#)