





Auflage: 2nd Edition 2015
Seiten: 208
Abbildungen: 210
Einband: Hardcover incl. DVD-ROM
ISBN: 978-1-85097-277-8
Artikelnr.: 31801
Erschienen: Dezember 2014


76,00 €


Preis
 Änderungen vorbehalten!

Quintessenz Verlags-GmbH

 Ifenpfad 2-4
 12107 Berlin
 Deutschland

 +49 (0) 30 / 76180-5

 +49 (0) 30 / 76180-680

 info@quintessenz.de

 <https://www.quintessence-publishing.com/deu/de>

Autoren: Robert Wassell / Amar Naru / Jimmy Steele / Francis Nohl
Titel: Applied Occlusion
Reihe: QuintEssentials of Dental Practice
Kurztext:

A sound understanding of occlusal principles is key to good clinical practice, and the update to this best-selling book offers a straightforward clinical approach to occlusion. This second edition includes many new illustrations, highlighted practical tips, and updates to the text with the most recent advances in the literature. The narrated 3D animations on the accompanying DVD clarify the effects of jaw movement, and comprehensive clinical videos demonstrate the process of investigating and managing real-life occlusal problems. The authors of this practical guide bring occlusal concepts and techniques to life and demystify them for dentists and students alike.

Contents

Chapter 1. The Intercuspal Position and Dentistry
 Chapter 2. Normal Function and Avoiding Damage to Restored Teeth
 Chapter 3. Deflective Contacts, Interferences and Parafunction
 Chapter 4. Reorganising the Occlusion
 Chapter 5. Occlusion, the Periodontium and Soft Tissues
 Chapter 6. Occlusion and Fixed Osseointegrated Implant Restorations
 Chapter 7. Occlusion and Temporomandibular Disorders
 Chapter 8. Occlusal Techniques
 Index

Contents of the DVD

Understanding Jaw Movement Animations:
 A. Intercuspal Position (ICP)
 B. Lateral Excursion into ICP Showing Disclusion
 C. Canine Guidance and Group Function
 D. Tracks of Posterior Movement
 E. Crowning and Anterior Guidance
 F. Protrusive Interference on Crown
 G. Retruded Contact Position and ICP
 H. Last Tooth in the Arch Syndrome
 I. Cross Arch Pivot

Clinical and Laboratory Sequences:

J. TMD Examination
 K. Occlusal Examination
 L. Accurate Alginate Impressions
 M. Centric Relation Registration
 N. Facebow Record
 O. Semi-adjustable and Average Value Articulator
 P. Mounting Casts
 Q. Occlusal Analysis
 R. Trial Occlusal Adjustment
 S. Clinical Occlusal Adjustment and Follow-up

The DVD is produced in 4:3 format.

Fachgebiet(e): Funktionsdiagnostik und -therapie