



Auflage: 2nd Edition 2018
Seiten: 624
Abbildungen: 374
Einband: Softcover, 17,1 x 24,1
ISBN: 978-0-86715-730-7
Artikelnr.: 21441
Erschienen: November 2018


Preis 68,00 €
Änderungen vorbehalten!


Quintessenz Verlags-GmbH

 Ifenpfad 2-4
12107 Berlin
Deutschland

 +49 (0) 30 / 76180-5

 +49 (0) 30 / 76180-680

 info@quintessenz.de

 <https://www.quintessence-publishing.com/deu/de>

Buch-Information

Hrsg.: Laskin, Daniel M. / Carlson, Eric R.
Titel: Clinician's Handbook of Oral and Maxillofacial Surgery
Kurztext:

There are frequent situations in which oral and maxillofacial surgeons find themselves in need of an immediate answer to a clinical problem. However, this can involve a time-consuming search for the appropriate reference source. This book continues the format of the previous edition by providing a single place to quickly find information on a diverse range of clinical topics, including dentoalveolar surgery, maxillofacial trauma, craniofacial anomalies, and oral pathology. All of the previous chapters have been updated, and new chapters on implantology, cleft lip and palate, maxillofacial reconstruction, oral squamous cell carcinoma, and cosmetic surgery have been added. Moreover, increasing the size of the book has allowed for the inclusion of many summary charts, tables, clinical photographs, and radiographs, which was not possible in the previous version. As a result, this new edition provides expanded information in an improved format.

Although this book is designed as a quick reference source, familiarizing oneself with its content in advance will both add to the reader's general knowledge base and improve the ability to find information quickly in urgent situations. Residents in oral and maxillofacial surgery should find its content particularly useful during their clinical training, and the concise organization of the material should also be helpful to them in retaining information when subsequently preparing for the American Board of Oral and Maxillofacial Surgery.

Contents

Chapter 01. Hospital Protocol and Procedures
Chapter 02. Patient Evaluation
Chapter 03. Laboratory Tests and Their Interpretation
Chapter 04. Diagnostic Imaging
Chapter 05. Interpretation of the Electrocardiogram
Chapter 06. Management of Fluids and Electrolytes
Chapter 07. Nutrition for the Surgical Patient
Chapter 08. Use of Blood and Blood Products
Chapter 09. Basic Patient Management Techniques
Chapter 10. Management of the Medically Compromised Patient
Chapter 11. Management of Postoperative Medical Problems
Chapter 12. Management of Medical Emergencies
Chapter 13. Diagnosis and Management of Emergencies Related to Sedation and Anesthesia
Chapter 14. Managing Complications of Dentoalveolar Surgery
Chapter 15. Implantology
Chapter 16. Management of Head and Neck Infections
Chapter 17. Diagnosis and Management of Dentofacial Anomalies
Chapter 18. Diagnosis and Management of Cleft Lip and Palate
Chapter 19. Diagnosis and Management of Craniofacial Abnormalities
Chapter 20. Differential Diagnosis and Management of TMDs and Orofacial Pain
Chapter 21. Differential Diagnosis and Management of Cysts and Tumors
Chapter 22. Diagnosis and Management of MRONJ
Chapter 23. Differential Diagnosis and Management of Salivary Gland Diseases
Chapter 24. Differential Diagnosis and Management of Oral Mucosal Lesions
Chapter 25. Differential Diagnosis of Intraosseous Lesions
Chapter 26. Differential Diagnosis and Management of Oral Squamous Cell Carcinoma
Chapter 27. Differential Diagnosis and Management of Neck Masses
Chapter 28. Management of Craniomaxillofacial Trauma
Chapter 29. Head and Neck Reconstruction
Chapter 30. Diagnosis and Management of Nerve Injuries
Chapter 31. Cosmetic Surgery

Fachgebiet(e): Oralchirurgie