




Auflage: 1. Auflage 2023
Seiten: 416
Abbildungen: 1450
Einband: Hardcover; 21 x 28 cm
ISBN: 978-1-78698-121-9
Artikelnr.: 16261
Erschienen: Juli 2023


Preis 228,00 €
Änderungen vorbehalten!


Quintessenz Verlags-GmbH

 Ifenpfad 2-4
12107 Berlin
Deutschland

 +49 (0) 30 / 76180-5

 +49 (0) 30 / 76180-680

 info@quintessenz.de

 <https://www.quintessence-publishing.com/deu/de>

Buch-Information

Hrsg.: Wangerin, Konrad / Fedder, Caroline
Titel: Optimizing Orthognathic Surgery
Kurztext:

A comprehensive guide to interdisciplinary treatment approaches for dysgnathia correction based on considerations of both orofacial function and facial esthetics. Written by international experts with over 30 years of surgical experience, this book shares valuable insights gained through close collaboration with orthodontists, dental practitioners, prosthodontists, ENT specialists, speech therapists, and more. The integration of intraoral distraction surgery into orthognathic procedures is explored with a special focus on severe cases. The wealth of treatment strategies and solutions presented within these pages will navigate readers through the intricate pathways of managing complex craniofacial malformations.

- Step-by-step guide for documentation, diagnosis, and planning of orthognathic surgical procedures
- Comprehensive methods and techniques for dysgnathia correction
- Identifying potential dangers and limitations
- Indications for interdisciplinary treatment planning
- Effective treatment sequences and surgical planning
- Descriptions of analog and digital approaches
- Strategies for choosing between the maxilla and mandible first approaches
- Practical tips and tricks for successful outcomes
- Balancing function and esthetics in treatment strategies
- In-depth case reports highlighting complex scenarios
- Long-term results and their significance in treatment evaluation

This invaluable resource serves as an unwavering compass for the treatment of both simple and complex craniofacial malformations, guiding practitioners on their surgical journey, providing the knowledge, techniques, and insights needed to deliver exceptional patient care and achieve outstanding surgical outcomes.

Contents

Part A

Chapter 01. Guidelines for photographic documentation of dentofacial malformations
Chapter 02. Initial documentation of a dentofacial malformation
Chapter 03. Modified cephalometric analysis for prediction planning
Chapter 04. Surgical planning for dentofacial malformation
Chapter 05. Model operation
Chapter 06. Surgical planning and methodology with splint creation
Chapter 07. 3D virtual individualized treatment planning of orthognathic surgery: 10-step protocol
Chapter 08. Computer-assisted planning and splintless maxillary positioning in complex maxillomandibular surgery

Part B

Chapter 09. The surgical processing of bones – yesterday – today – tomorrow
Chapter 10. Le Fort I osteotomy
Chapter 11. Maxillary segmentation after Le Fort I osteotomy
Chapter 12. Transmaxillary septorhinoplasty
Chapter 13. Mandibular sagittal split osteotomy
Chapter 14. Transantral maxillary distraction
Chapter 15. Transverse maxillary distraction
Chapter 16. Transverse mandibular distraction
Chapter 17. Horizontal mandibular distraction
Chapter 18. Ramus distraction
Chapter 19. Chin correction (genioplasty)
Chapter 20. Chin wing osteotomy

- Chapter 21. Anterior mandibular segmental distraction osteogenesis
Chapter 22. Anterior mandibular block rotation
Chapter 23. Secondary septorhinoplasty
Chapter 24. Bone harvesting from the iliac crest
Chapter 25. Autologous fat grafting (lipofilling)
Chapter 26. Nasal–upper lip complex
Chapter 27. Zygomatic arch augmentation and reduction
Chapter 28. Segment osteotomies
Chapter 29. Periodontally accelerated osteogenic orthodontics: a treatment case

Part C

- Chapter 30. Anesthesia in dysgnathia surgery

Contributors

Andreas Burger • Stefan Clotten • Caroline Fedder • Sven Heinrich • Christopher-George Hepburn • Philipp Jürgens • Wolfgang Kater • Eduard Kehrberger-Crook • Winfried Kretschmer • Ramo Poturak • Alexander Schramm • Gwen R. J. Swennen • Jan Ternes • Albino Triaca • Konrad Wangerin • Dieter Weber • Frank Wilde

Fachgebiet(e): [Mund-Kiefer-Gesichtschirurgie](#)