



Auflage: 1. Auflage 2024  
Seiten: 312  
Abbildungen: 450  
Einband: Hardcover; 21 x 28 cm; incl 26 Videos  
ISBN: 978-1-78698-133-2  
Artikelnr.: 23531  
Erschienen: November 2023


Preis  
Änderungen vorbehalten!


128,00 €


#### Quintessenz Verlags-GmbH

 Ifenpfad 2-4  
12107 Berlin  
Deutschland

 +49 (0) 30 / 76180-5

 +49 (0) 30 / 76180-680

 [info@quintessenz.de](mailto:info@quintessenz.de)

 <https://www.quintessence-publishing.com/deu/de>

## Buch-Information

**Hrsg.:** Filippi, Andreas / Saccardin, Fabio / Kühl, Sebastian

**Titel:** Advanced Oral Surgery

**Kurztext:**

Following on from the recent publication of *Basic Oral Surgery* comes the perfect book for advanced practitioners who frequently perform oral surgery procedures in their practices and want to update and develop their skills. The book is also aimed at current and prospective specialists in oral and maxillofacial surgery.

Like the first volume, *Advanced Oral Surgery* is designed as an atlas rather than a textbook. In the clinical chapters, particularly, the theoretical content is outlined in short passages of text and follows a similar structure: indications, contraindications, step-by-step clinical procedures, and postoperative controls. This second volume also contains numerous illustrations in the form of series of images and videos linked via QR codes. The content and scope of the book are based on advanced training programs and the range of clinical advanced training in oral surgery provided by university departments.

#### Contents

##### History taking

Chapter 01. Complex patient profile in oral surgery

##### Special equipment in oral surgery

Chapter 02. Optical magnification aids

Chapter 03. CO<sub>2</sub> laser

Chapter 04. Piezoelectric surgery

Chapter 05. Cone beam computed tomography

##### Bone-preserving interventions

Chapter 06. Alveolar stabilization

Chapter 07. Autologous dental hard tissue

Chapter 08. Decoronation

##### Tooth preserving surgery

Chapter 09. Surgical exposure and orthodontic alignment

Chapter 10. Apicoectomy

Chapter 11. Tooth transplantation

Chapter 12. Intentional replantation

Chapter 13. Transreplantation

##### Soft tissue surgery

Chapter 14. Vestibuloplasty and apically repositioned flap

Chapter 15. Autologous soft tissue grafts

Chapter 16. Recession coverage

Chapter 17. Salivary stone removal

##### Hard tissue surgery

Chapter 18. Cystostomy and cystectomy

Chapter 19. Removal of exostoses

Chapter 20. Surgical revisions of the alveolar process

##### Temporary skeletal anchorage

Chapter 21. Orthodontic mini-implants

Chapter 22. Palatal implants

##### Evidence

Chapter 23. Evidence-based aspects

**With contributions from:**

Stephan Acham • Daniel Baumhoer • Michael M. Bornstein • Thomas Connert •  
Dorothea Dagassan-Berndt • Henrik Dommisch • Tobias Fretwurst • Mathieu Gass •  
Norbert Jakse • Ronald E. Jung • Georgios Kanavakis • Adrian Kasaj • Khaled  
Mukaddam • Katja Nelson • Puria Parvini • Michael Payer • Martina Schriber • Michael  
Schwaiger • Frank Schwarz • Bernd Stadlinger • Frank Peter Strietzel • Silvio Valdec •  
Carlalberta Verna • Jürgen Wallner • Wolfgang Zemann

**Fachgebiet(e):** Mund-Kiefer-Gesichtschirurgie, Oralchirurgie