




Auflage: 1. Auflage 2022  
Seiten:: 304  
Abbildungen: 830  
Einband: Hardcover; 21 x 28 cm; incl. 18 Videos via App  
ISBN: 978-1-78698-105-9  
Artikelnr.: 23631  
Erschienen: Mai 2022


Preis 178,00 €  
Änderungen vorbehalten!


#### Quintessenz Verlags-GmbH

 Ifenpfad 2-4  
12107 Berlin  
Deutschland

 +49 (0) 30 / 76180-5

 +49 (0) 30 / 76180-680

 [info@quintessenz.de](mailto:info@quintessenz.de)

 <https://www.quintessence-publishing.com/deu/de>

## Buch-Information

**Autoren:** Marc Quirynen / Nelson R. Pinto  
**Titel:** Leukocyte- and Platelet-Rich Fibrin in Oral Regenerative Procedures  
**Untertitel:** Evidence-Based Clinical Guidelines  
**Kurztext:**

This book will guide clinicians to achieve great results with L-PRF. It starts with basic science chapters on tissue regeneration, blood centrifugation, and an explanation of the biologic power of platelet concentrates. However, the true value of this book lies in an evidence-based evaluation of the benefits of L-PRF in periodontal and maxillofacial surgery, as well as in chronic wound therapy. For each treatment, a step-by-step approach has been created by experienced clinicians. The most crucial steps are explained in 18 videos via augmented reality.

#### Contents

General Introduction to L-PRF: Leukocyte- and Platelet-Rich Fibrin

#### Part A. Basic Science and Preparation of L-PRF

Chapter 01. Blood Composition and Cellular Characteristics  
Chapter 02. Wound Healing  
Chapter 03. Centrifugation of Blood via Specific L-PRF Protocols  
Chapter 04. General Characteristics and Mode of Action of L-PRF Membranes  
Chapter 05. Potential Role of L-PRF in Periodontal Regeneration  
Chapter 06. Preparation of Various L-PRF Constructs

#### Part B. Clinical Applications of L-PRF

Chapter 07. L-PRF as Substitute for Ridge Preservation  
Chapter 08. The Use of L-PRF in Sinus Therapy  
Chapter 09. The Use of L-PRF During Bone Regeneration Procedures  
Chapter 10. Implant Coating with L-PRF to Facilitate Osseointegration  
Chapter 11. L-PRF to Promote the Regeneration of Intra-bony Defects Around Teeth  
Chapter 12. The Use of L-PRF for Periodontal Plastic Surgery  
Chapter 13. L-PRF in the Management of Peri-Implantitis  
Chapter 14. L-PRF for the Management of MRONJ  
Chapter 15. L-PRF Soft-Blocks for Ridge Preservation in Sockets with Major Bone Defects  
Chapter 16. Step-by-Step Protocols  
Chapter 17. L-PRF for Extraoral Wounds  
Epilogue  
Index

#### In collaboration with:

Andy Temmerman • Ana Castro • Simone Cortellini • Catherine Andrade • Manoetjer Siawasch • Wim Teughels

**Fachgebiet(e):** Parodontologie, Implantologie, Mund-Kiefer-Gesichtschirurgie