







Auflage: © 2022
Einband: This app is available only for
Smartphones and Tablets.
Erschienen: März 2022

QuintEd Pty Ltd

 Suite 2/38 Albany St
NSW 2065 St Leonards
Australien
 +61 434521025
 admin@quinted.com.au
 <https://www.quintessence-publishing.com/anz/en>

Produkt-Information

Titel: AR Osteoclasts
Reihe: Cell-to-Cell Communication
Kurztext:

Playfully learn about the process of bone resorption by using augmented reality.

The app "AR Osteoclasts" accompanies the book "Cell-to-Cell Communication: Cell Atlas – Visual Biology in Oral Medicine" and allows the user to experience the process of bone resorption in augmented reality. AR Osteoclasts draws you into the microcosm of osteoclasts right above the bone surface. In the augmented display, you are zoomed in to the level at which an osteoclast precursor cell appears to be the size of a hand. You investigate the bone resorption process from all sides by moving around the augmented display on top of your book page and you interact with cells to learn more about their function.

The game is developed as part of a research collaboration between the [Game Technology Center at ETH Zurich](#), the [Center for Dental Medicine at the University of Zurich](#), [interActive Systems](#), and Quintessence Publishing.

Fachgebiet(e): Zahnheilkunde allgemein, Humanmedizin, Fachübergreifend